



Figure 1



Figure 2

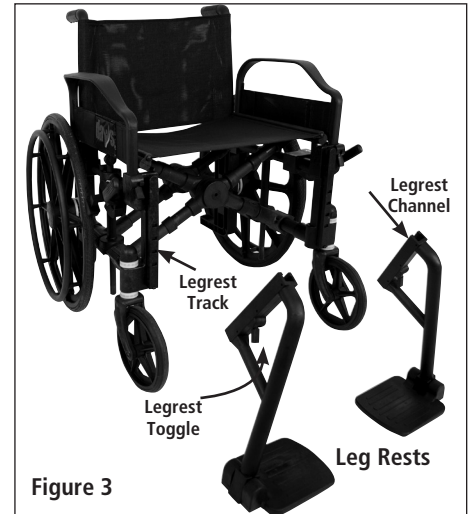


Figure 3



Figure 4

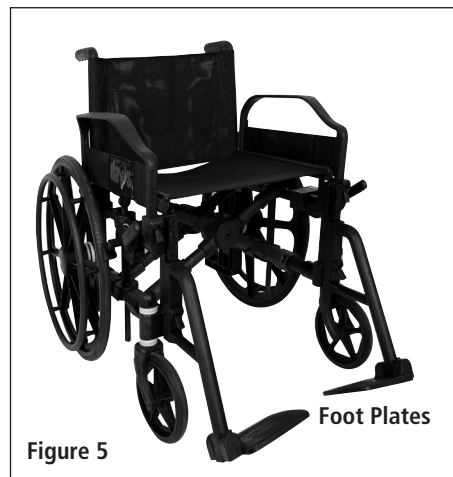


Figure 5



Figure 6

Carton contains the Days MRI Wheelchair, (2) Legrests, (1) Push Bar, and (1) Repair Kit. Wheelchair weight capacity: 220 lbs.

Figure 1. Chair arrives folded. Legrests and Push Bar are not attached.

Figure 2. UNFOLD THE MAIN BODY

- Press downward on the top of the Seat Supports until the wheelchair is fully opened and the seat rails are fully extended.
- **DO NOT** press on the arm rests. Doing so will result in damage to the wheelchair.

Figures 3 & 4. ATTACH LEGRESTS

- Make sure Legrest Toggle on each Legrest is in the up position.
- Line up the Legrest Channel on the Legrest with the Legrest Track on the wheelchair.
- Slide Legrest downward onto Legrest Track to desired position, then push down Legrest Toggle to lock Legrest into place.

Figure 5. WITH LEGRESTS ATTACHED
(Before Push Bar is attached)


Figure 6. ATTACH PUSH BAR

- Loosen Lock Nuts on both sides of Push Bar.
- Line up ends of Push Bar with handles on both sides of back of wheelchair.
- Insert Push Bar fully then twist and tighten Lock Nuts to ensure Push Bar is securely attached.

TO FOLD WHEELCHAIR

- Place Foot Plates on the Legrests into the upright vertical position.
- Loosen Lock Nuts and remove Push Handle.
- Pull up on side Seat Supports.

Designed for non-ferrous detection systems through Tesla 7. Tesla Compatibility: 1.5, 3 and 7*
*Tesla (T) is the unit of measurement quantifying the strength of a magnetic field. Prior to the 3 Tesla Machine, the high-field standard was 1.5 Tesla. 7 Tesla is a new FDA approved innovation.



Repair Kit

- A. (2) **Bearing** (for repair if original breaks)
- B. (5) **Back Wheel Dust Cover** (replacement part)
- C. (2) **Lock Nut** (replacement part)
- D. (2) **Lock Nut Cap** (replacement part)
- E. (1) **Spanner** (tool for tightening or undoing all plastic nuts on chair)

PRECAUTIONS

DO NOT attempt to enter or exit the wheelchair without having the brake locks securely locked.

Before entering or exiting the wheelchair, engage both wheel brakes against the tires on both rear tires.

Ensure brakes are clean and adjusted correctly.

DO NOT exceed wheelchair weight capacity of 220 lbs.

DO NOT use on an escalator to move the wheelchair between floors.

DO NOT move forward on the seat while leaning forward to get out of the chair.

OBSERVE THE FOLLOWING PRECAUTIONS WHEN REACHING FOR AN OBJECT:

Position wheelchair as close as possible to the desired object. Reach only as far as your arm will extend without changing position.

DO NOT attempt to reach objects if you have to move forward in the seat.

DO NOT attempt to reach objects behind you.

DO NOT attempt to pick up items from the floor by reaching down in between your knees.

CLEANING & MAINTENANCE

Proper care and maintenance is important in order to keep the wheelchair in good working condition at all times.

If the chair exhibits any tears or is worn in any way, do not use, as it may not support your body weight.

WEEKLY: Wipe off wheelchair, including tires, using a clean soft cloth.

Cracked or severely worn tires need to be replaced.

AT LEAST ONCE A MONTH: Inspect the wheels. If the wheels feel wobbly or have side play, loosen the lock nut on the axle, then tighten the axle nuts just enough to remove the side play.

WARRANTY

Warranty will be void if the product has been subjected to negligence, abuse, misuse, accidental damage, improper operation, maintenance or storage. Any unauthorized modifications or alterations will void warranty.

Warranty exclusions due to normal wear include footrests and tires.

Distributed by: Performance Health Supply Inc.

28100 Torch Parkway, Ste. 700
Warrenville, IL 60555, USA
Phone: 800-323-5547
Fax: 800-547-4333

Manufactured for: Performance Health Supply Inc.

W68 N158 Evergreen Blvd.
Cedarburg, WI 53012, USA
Phone: 800-228-3693

Distributed by: Performance Health Canada, Inc.

6675 Millcreek Drive, Unit 3
Mississauga, ON L5N 5M4
Phone: 800-665-9200
Fax: 877-566-8611

Authorized European Representative Performance Health International, LTD.

Nunn Brook Road
Huthwaite, Sutton-in-Ashfield
Nottinghamshire
NG17 2HU, UK
International
Phone: +44 (0) 1623 448 706
Fax: +44 (0) 1623 448 784